



Portfolio



PHOTO IDEAS FOR FURTHER
IDEAS AND PROJECTS TO GET A
VAST UNDERSTANDING OF
DIFFERENT LANDSCAPES



A full-page background image featuring a vibrant sunset or sunrise. The sky is filled with layers of clouds, some of which are illuminated from below by the sun, creating a rich palette of oranges, reds, and yellows. The lower portion of the image shows a dark, silhouetted structure, possibly a boat's railing or a piece of industrial equipment, against the glowing horizon. The overall mood is serene and majestic.

COLORFUL, GRAND,
MASSIVE, VAST,
BEAUTIFUL, PRETTY,
MIND BLOWING,
OLD, NEVER
ENDING

Nature and landscape

MY WORK OVER THE SUMMER HOLIDAYS

London

While shooting in London I discovered different ways of shooting, how the light bounces off of the buildings, how beautiful moments can be and how quick that moment has changed, but not gone, every photo I took couldn't be recreated as so many things just in a moment change, unlike landscape photography where your set stays the same, and a photo can be recreated, however with street photography its always changing. In the city there are many things you have to very quickly adjust if your on a photoshoot, you have to be constantly adjusting your shutter speed for it to be quick enough for the shot however also light/dark enough, you also must be in constant control of the ISO settings in order for your sensor to be reactive enough but keeping grain to a minimum.













Throughout London I was really trying to get to understand street photography, it's about making stories out of the surroundings, people, things and places it's hard because you must have an eye for seeing something that could potentially become a very interesting and cinematic photo



My landscape photos
NORTH DEVON

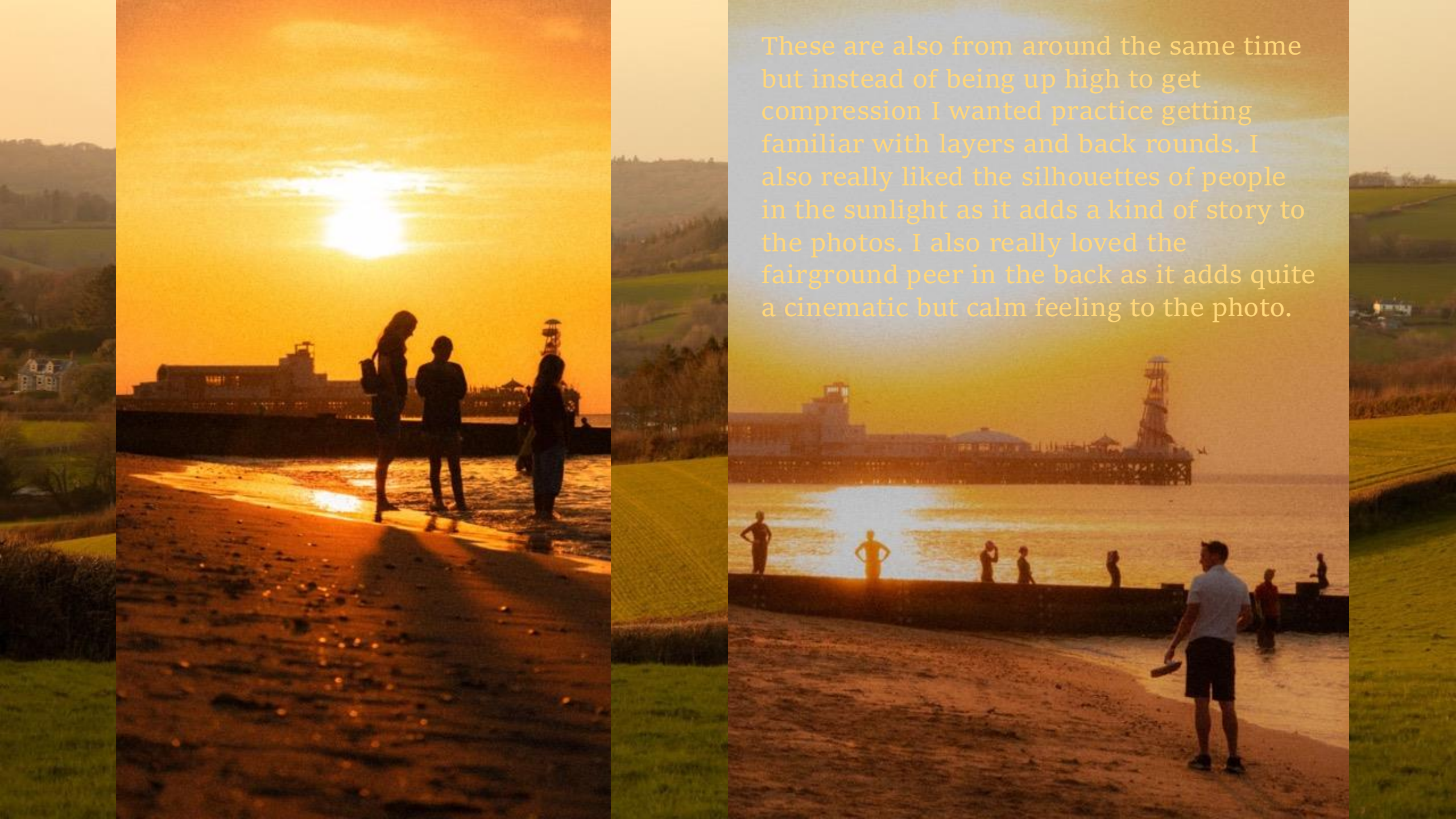


My pictures from Dorset

These photos
were taken very
early morning
when we were on
a walk. I was
quite high up, and
I was trying to get
the idea of
compression and
layers of fore
ground and back
round. I edited in
lightroom to get
that vintage film
affect



These are also from around the same time but instead of being up high to get compression I wanted practice getting familiar with layers and back rounds. I also really liked the silhouettes of people in the sunlight as it adds a kind of story to the photos. I also really loved the fairground peer in the back as it adds quite a cinematic but calm feeling to the photo.







These photos are from my holiday in north devon. I really like how calm and simplistic they look especially when I added some light "vintage film look" editing which kind of brings some story and peace to the photo. The first photo I love just because of how calm it is showing the perfect summer blue sky, and the warm colour of the field just makes the photo pop. The second photo I love because of how you can see those sun rays emerging out of the cloud creating a quite grand and majestic look.








06.06.2022

minimalist.



ngeditnya perlu mikir konsep dulu

instagram.com/alprzk_




Thursday
11 November

Creative
Stories


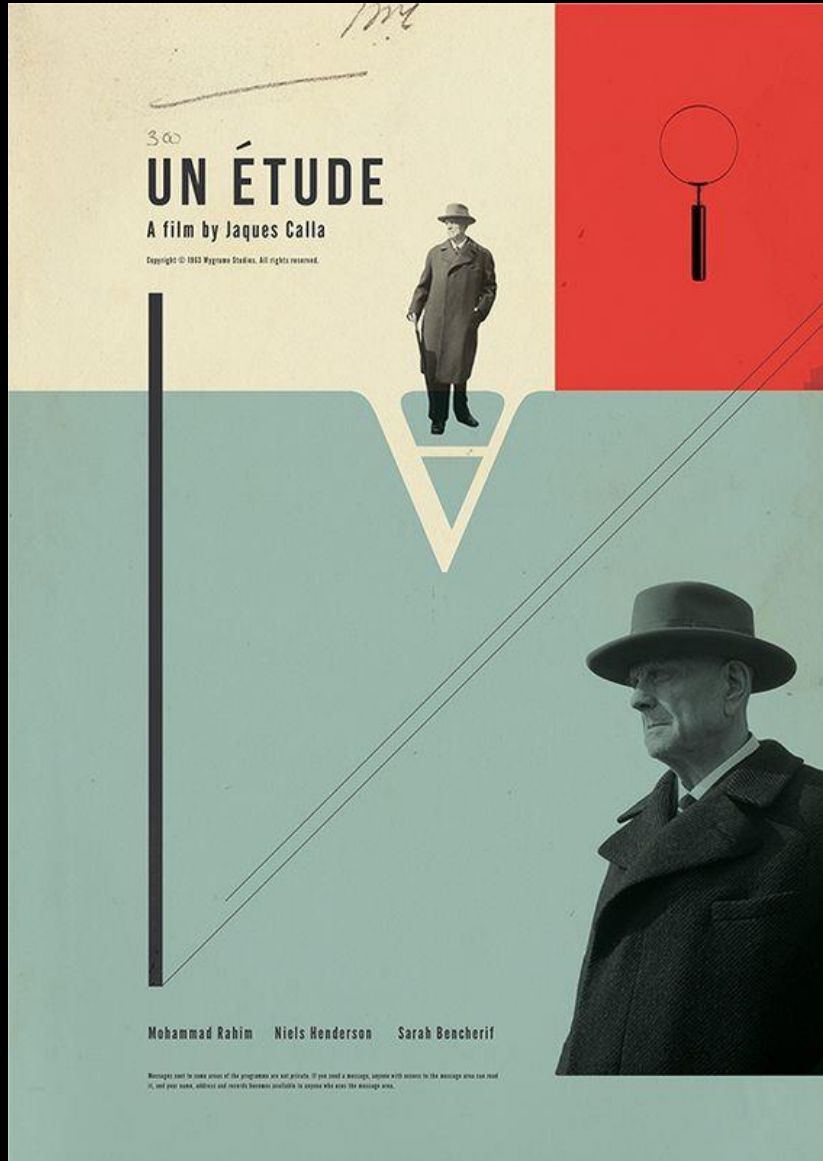


Selalu ada dia di dalam hidup, baik dan buruk.
Mari menjadi yang baik dan meninggalkan yang buruk.

©2021 - alprzk






Year 10 final piece inspiration:





Alexy Boglpov


MY FIRST ARTIST



First
experiment



My second artist has not got a name but is a brand called "BEHANCE"




These are my first
mock ups exploring
layers and aesthetic





rayons émergent
des nuages l'air pur
et vif avec le son
des anges, l'herbe
soufflée par le vent,
les gazouillis des
oiseaux dans les
forêts des moments
comme ceux-ci où
la paix est une vue
et où le bonheur est
un sentiment aussi
bien qu'un
spectacle, ce sont
des moments
comme ceux-ci où le
stress n'a pas sa
place, ce sont des
moments comme
ceux-ci où je suis
heureux



A


c'était une journée
d'octobre
normale, le ciel
était bleu et les
champs où une
orange chaude,
l'herbe séchée par
la chaleur et une
brise fraîche
soufflaient dans
l'air. C'était un
jour parfait.



Le ciel bleu
de la fin de
l'été était
magnifique.



il sole che splende sulle
nuvole con i suoi raggi
di luce che brillano nel
cielo blu estivo, come
raggi di luce che brillano
dal cielo alla
terra. Quando il sole
sorge il bordo della
nuvola diventa oro, come
se una linea gialla
circondasse la nuvola, il
vento è morbido, la
temperatura è fredda, gli
uccelli cinguettano nella
vicina foresta mentre
sorge il sole. Giorni
come questo mi
ricordano una volta il
mio amore giorni come
questo mi ricordano la
mia felicità e quando
ero. L'amore non è mai
stato facile, vorrei che lo
facesse.





garden/nature



Photoshoot ideas:

- .Rustic sheds
- .warm colour
- .respond to artist
- .paths
- .old/vintage
- .rust
- .nature
- .growth
- .greens
- Go for a walk

Different perspectives

Further meaning

empty

Countryside

- colours
- .greens
- .oranges
- .browns
- .blues
- .sky

Alone

full

growth

Always there

dead/alive

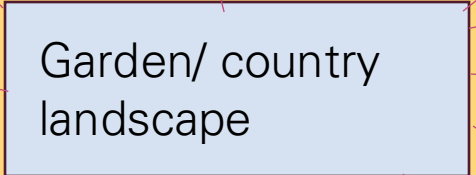
peace

Different composition


old

Warm/cold

Further detail



These are some inspirations for my upcoming photoshoots and projects. My aim is to work on capturing layers in my photography and grasping things that really capture an eye and make you appreciate what you can see




Daniel Kordan is a nature and landscape photographer born and raised in Russia, now living in Brazil, Daniel was surrounded by beautiful nature from an early age. His teenage and college years much influenced his development as a photographer - from art school in his adolescent years to a hiking club at college, all this made Daniel into the photographer that he is today. Ayvazovsky, Monet, Rembrandt, and Caravaggio play a big role in how he sees the world and created his pics, Daniel says. His style of photography can be called a “3D Landscape” - he tries to merge all the details around to draw the viewer’s attention into the frame and to keep them immersed in the image.

Daniel Kordan




Richard Wong is a California native who has been exploring photography and arts since college, prior to then he always thought photography and arts were boring, but he got sucked into the traveling and lifestyle of the studies. Since then, he has been pursuing his love and work for photography and these arts, through his journey he has been exploring many different types of photography but has gotten into the landscape and nature side of it.

Richard Wong




Martin Dellicour is a Dutch photographer who loves creating images based around simplicity and authenticity. Through his photographs, he seeks to reveal the mysterious atmosphere that can be found in the wilderness. He carries many titles such as photographer and videographer, but above all, he is a lover of the Ardennes, its forests and rivers. Always in search of images that touch our part of wilderness and imaginary, passionate about the great preserved spaces, he also travels regularly in the Alps or the depths of the great north. I especially love how simple work is and how he doesn't complicate fine and beautiful European nature



Martin podt was born on a farm in the eastern part of the Netherlands. He has a passion for photography that started around 2013, although as a child he was already making photos with the SLR of his father. His camera is almost always by his side, for example when he is hiking or biking through the Dutch forests. Martin's main subjects are trees, forests and open nature. It is important for him that photos express a certain mood and evoke emotions and feelings, this could link to mental health and being able to express your feelings and emotions in different ways other than just words. For this reason, photos of moody, foggy forests which I love because it adds a sense of deeper meaning to his pieces and belong to his favorites. Martin has won several prizes and awards in national and international contests, including gold medals. I love the wide angles he does because it brings a huge sense of scale into his photos



A side project to practice focus on detail and how lighting affects the shades, shape, and colour of objects.





D: €9,90 / A: €9,90 / F: €9,90 / BeNeLux: €8,95 / F: €9,90 / DK: DKK 84,95 / E: €8,50 / CH: CHF 11,90

My first film.

As this is my first go at making a film, I didn't really know what to expect out of it, but I set my camera up in spots i thought would be good for photos and instead of a photo I would press film. In terms of my actions in the film, I was natural and acted as I would in my surroundings to keep the piece as true to nature as I could.



These are
photos I
took on
the same
day as the
video,
again
inspired
by Daniel
Kordan's
work in
his way of
the long,
rolling
and open
fields.





Tibor Florian Varga is a European film photographer based in Switzerland. His bases his photos mainly on the Swiss Alps. All his photos are incredibly sharp and are all beautiful, his pieces show off the surrealness of the mountains in Switzerland and the vastness of them, he does a brilliant job showing quite how magical film photography can be, and how different it is too digital



Carson Grzegorzcyk is an Italian film photographer exploring Europe, he uses kodak gold 400 film and it shows how warm and beautiful parts of Europe are.




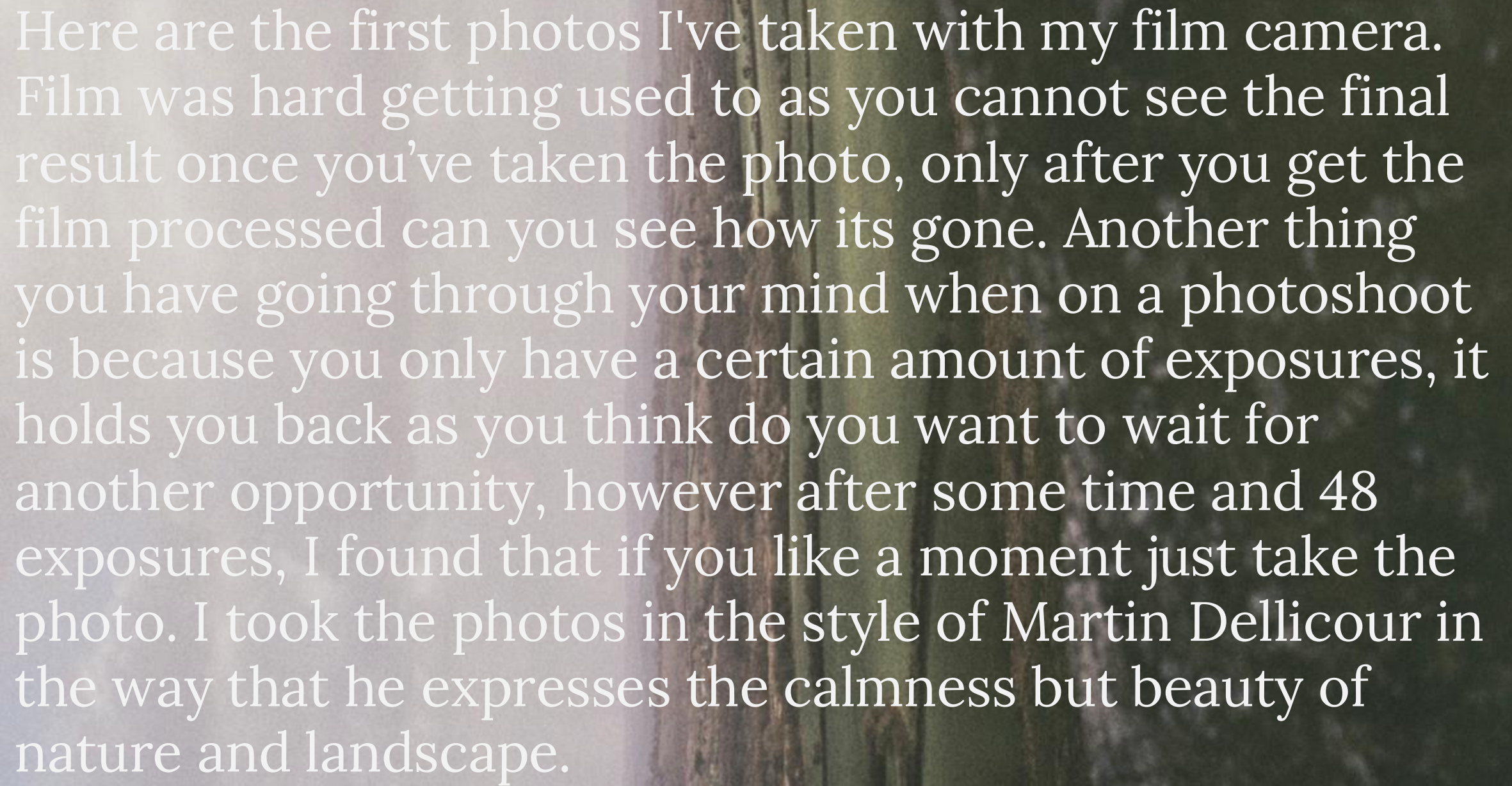
Ben Adams is a multi-disciplinary film photographer based in Chamonix-Mont Blanc, France. Just over 7 years ago Ben made a life changing choice to quit his job, pack his car, leave his old life in back in London and explore the world.



Franco Fontana, one of the most outstanding masters of contemporary art photography. Fontana's style was shaped in the late 1960s under the influence of Abstract Expressionism and Minimalism.

His work is in more than 50 museums in the world, including Tokyo Metropolitan Museum of Photography, George Eastman House International Museum of Photography and Film (Rochester), Ludwig Museum (Cologne), San Francisco Museum of Modern Art, The Museum of Fine Arts (Boston), Museum of Modern Art (Paris)





Here are the first photos I've taken with my film camera. Film was hard getting used to as you cannot see the final result once you've taken the photo, only after you get the film processed can you see how its gone. Another thing you have going through your mind when on a photoshoot is because you only have a certain amount of exposures, it holds you back as you think do you want to wait for another opportunity, however after some time and 48 exposures, I found that if you like a moment just take the photo. I took the photos in the style of Martin Dellicour in the way that he expresses the calmness but beauty of nature and landscape.







These are some more recent photos I have taken out and about everywhere with my new film camera plus my new 70-300 f4 lens.

- . Olympus Om10
- . 50mm f1.2/ 70-300 f4
- . Kodak gold 400 35mm film.













Emotions of London Project

These are some photos I've taken with my film camera in London, practicing street photography, capturing moods, emotions and life. I've been working on my film camera settings and how to properly understand the differences between 35mm film and digital cameras. I love the true and full look on 35mm film cameras because of how pure wholesome the photos come out.














I've been experimenting with my videography and film work and integrating the artists I have researched into my films. In this video I was exploring Martin Podt's way of reflecting his mood into his photography, or in my way, my videography.



This was another experiment of videography styles, I was on a walk at 7 in the morning in the woods near my house, it was misty and looked very calm so I thought it was a good opportunity to shoot in the same orange and warm style as the photographer Richard Wong but mixed in with the mistiness and calmness of the photographer Martin Podt but in a film made by me.



Hugo Cheng is an Australian Filmmaker based in Singapore and Australia. He creates very cinematic pieces of work using kit like drones and cinema cameras. His pieces are almost always in nature and he captures how exiting and full life can be, out from the ordinary, he shows places, people, emotions, all caught on camera.




Stefan Lewis is a Canadian Filmmaker/Photographer. His pieces show off vast and open landscapes, normally the mountainous areas of Canada. He's only 18 and creating extremely high-quality videos showing the viewer his perspective on how peaceful some places really are, shown as if you're there yourself.



Ondrej Vratil is a European videographer, he makes short films and videos about important messages and moods, he bases his films on different emotions and what mood he is in, they all link back to an important message and are all beautiful short films.



These are the first photo ideas for my final piece. I'm now mixing ideas from Daniel Kordan in his way of capturing big open landscapes and open, rolling landscapes with Martin Podt's way of linking his photos to mental health and moods









This is my first final piece concept/ scaffolding, using the base ideas and I'm beginning to get a strong idea for my piece.



LIFE'S HERE TO LIVE

WHEN YOU LIKE A MOMENT
YOU HAVE TO LIVE IT



My final piece base ideas

- . Showing the busyness of life/
the calmness of it
- . Over dubbed poem/ reading and
music
- . Liking moments
- . Peace
- . The world
- . Landscapes
- . Juxtaposition
- . Quotes
- . Difference in style
- . Video/ short film
- . Has a meaning
- . city scape/ nature
difference

colours

- Blacks
- whites
- Greys
- (basic colours)
- then brighter warmer
colours:
- Yellows
- Oranges
- Greens
- Blues
- Browns

Songs for my final piece

- . Blackbird (the Beatles)
- . Apocalypse (cigarettes after sex)
- . Yellow (Coldplay)
- . Step out (Jose) Gonzalez)
- . Baba O'Riley (the who)
- . Wake up (Arcade fire)
- . Buffalo (the Phoenix foundation)
- . Need 2 (Pinegrove)
- . Wash (Bon Iver)
- . To build a home (The Cinematic Orchestra)
- . Sparks (Coldplay)
- . The Gold (Manchester Orchestra)
- . Northern Attitude (Noah Kahan)
- . Stay Alive (Jose Gonzalez)
- . Heartbeats (Jose Gonzalez)
- . Promise (ben Howard)
- . Maine (Noah Kahan)
- . Moths (RY X)
- . Run on Sentence)
- . Fix you (Coldplay)


My final edited idea for my year 10 mock exam:

It starts with me at home on a grey/ moody day, on my phone, bored. I start reading a poem that is dubbed in over the video, also with music fading in. I either finish the poem and it cuts to the scenes of countryside, OR it cuts to the countryside scenes and carries on with the poem, OR the poem starts when the video cuts to the countryside. The countryside scenes include the sun, fields, paths, mores, rain, open landscape, trees, me, (THE BEAUTY OF THIS PLANET)

My film will be named:

'INTO THE WILD'

This is
another basic
idea for what
my short
film will look
like, using
my mind
map.
(still lots to
do and
include)



These are my official
final pieces.

My main final piece subject will be a
film/ films and will be accompanied by
some movie/ magazine covers.

05.08.24

NATIONAL GEOGRAPHIC

Mountain film festival '24'

Into the wild



09.06.24

NATIONAL GEOGRAPHIC

Into the wild

MOUNTAIN FILM FESTIVAL '24'



08.06.24

NATIONAL
GEOGRAPHIC
MOUNTAIN FILM FESTIVAL

INTO THE
WILD



THE WONDERS OF OUR WORLD

09.06.09

NATIONAL
GEOGRAPHIC
MOUNTAIN FILM FESTIVAL "24"
INTO THE WILD
FINAL PROJECT


THE WONDERS OF OUR WORLD

The “Into the wild” production are two short films, made to show the younger generation where growing up too quick and forgetting about this wondrous world we have at our doorstep is completely normal. I’ve made these films because all people know of me as an athlete who does the same thing over and over again , every day, all year round, and i want people to know the other things i and stand for. I also want to promote this world to my generation, then hopefully that idea might just start to make peoples thoughts of not giving this hugely beautiful world a second look. These films are a reminder to people to understand what being “outside” really means, it’s shown by the quote in the first film “i found courage in the countryside, in nature. Being alone never frightened me, even at night, provided i was in contact with my surroundings, with the grass underfoot, with the dim shapes of trees and distant mountain, this is what i clung too.”









This is my year 10/11 film research project.






GUILLAUME

BROUST

Videographer/ photographer



Guillaume Broust is an award-winning filmmaker with more than 20 years of experience in outdoor films and documentaries in some of the most remote and vertical places in the world. With over 200 films featuring climbing, paragliding, mountaineering, and skiing, as well as a number of awards to his name, Guillaume has created his own style and cinematographic universe. Guillaume was the official Petzl videographer from 2001 to 2018, and directed most movies that Petzl produced, including those for each edition of the brand's legendary Roc Trip. One of his latest projects, The Sounds of Water, is a 52-minute documentary about the different ways people around the world perceive water. He now produces films independently.

Head director of:

.THE WORLD'S BEST BELAYER

.KILLIAN JORNET IN THE NORTHERN LIGHTS

.FREQUENT FLYERS #3 – NAMIBIA

.FLYING LIGHTS – JB CHANDELIER

.SWISSWAY TO HEAVEN – CÉDRIC LACHAT

.THE PATHAN PROJECT – BIG WALL EXPEDITION IN PAKISTAN

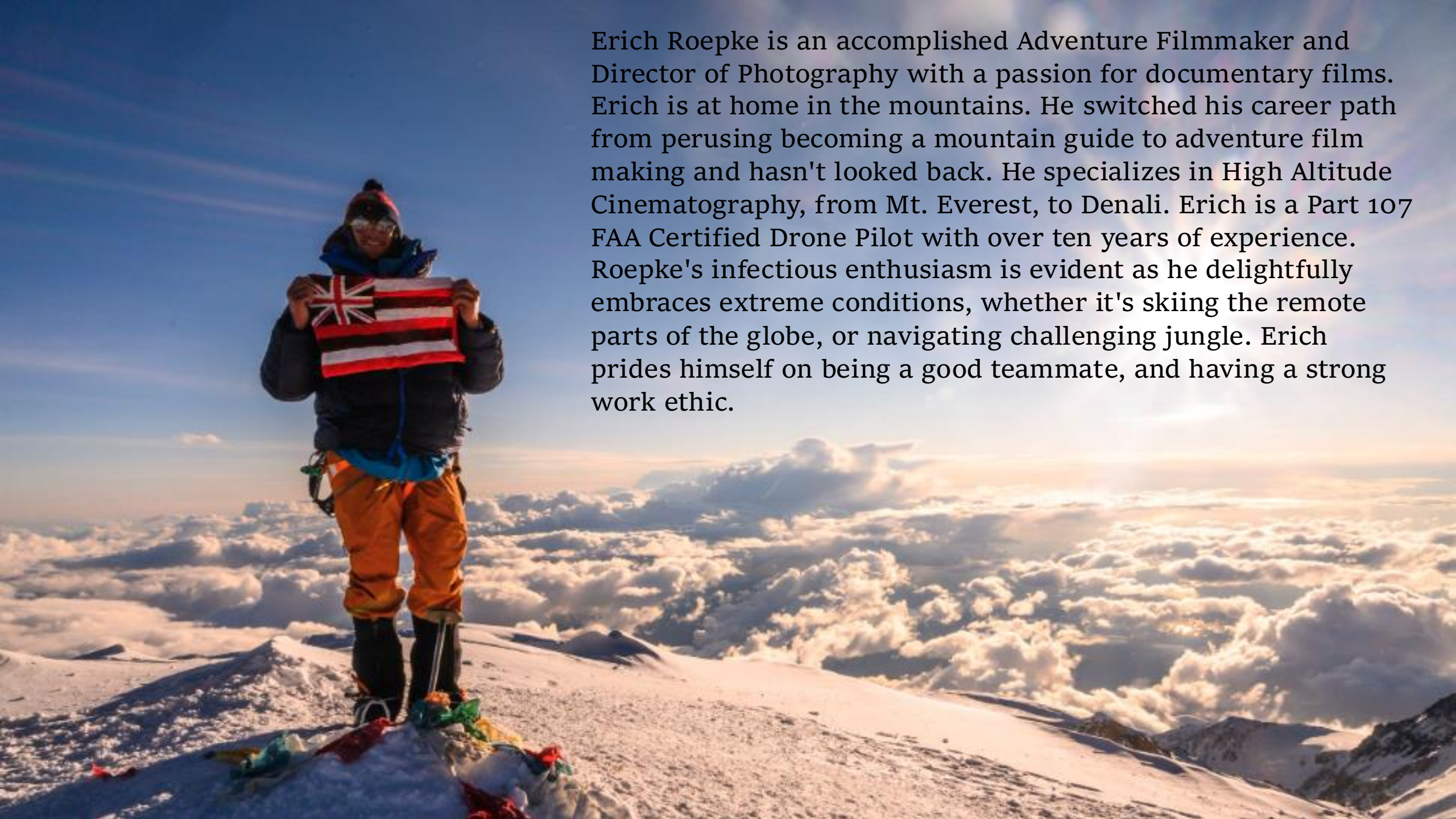
.PETZL ROCTRIP ARGENTINA 2012

.PETZL ROCTRIP ARGENTINA 2012

I especially love his films because he shows the raw harshness of the worlds Landscapes but also what people's passions are and what some people are willing to do to find beauty.

Erich Roepke





Erich Roepke is an accomplished Adventure Filmmaker and Director of Photography with a passion for documentary films. Erich is at home in the mountains. He switched his career path from perusing becoming a mountain guide to adventure film making and hasn't looked back. He specializes in High Altitude Cinematography, from Mt. Everest, to Denali. Erich is a Part 107 FAA Certified Drone Pilot with over ten years of experience. Roepke's infectious enthusiasm is evident as he delightfully embraces extreme conditions, whether it's skiing the remote parts of the globe, or navigating challenging jungle. Erich prides himself on being a good teammate, and having a strong work ethic.

Timmy O'Neil



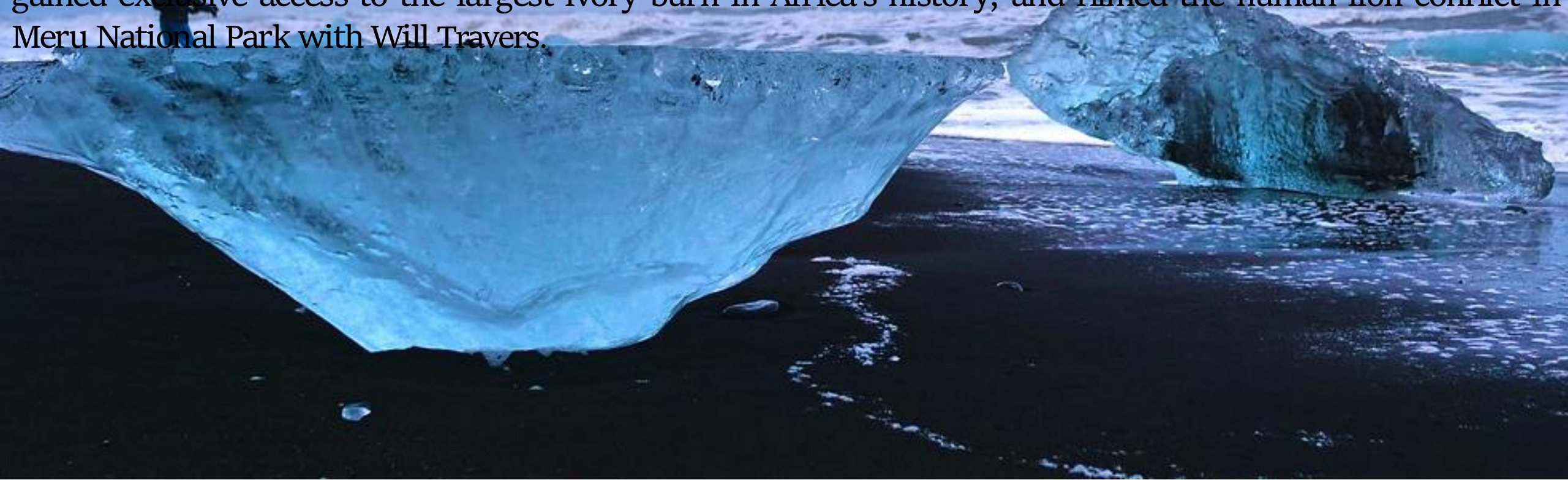
Timmy O'Neill is a professional rock climber who has set world speed climbing records in Yosemite and established new routes in Patagonia, Venezuela and Greenland. He is also the founder and director of Paradox Sports, a nonprofit organization that offers adaptive sports programs for disabled athletes. The Boulder resident also works as an ophthalmic technician, helping to cure blindness in Asia and Africa. In February 2014, O'Neill's brother Sean became the first paraplegic to ice climb the imposing and technical 365-foot Bridal Veil Falls at the end of the box canyon in Telluride, Colorado. Timmy O'Neill made his directorial debut with his film *Soundscape* (Mountain film)



Tania Esteban



Tania is a bilingual Zoologist and self shooting Assistant Producer with a passion for visually stunning, emotive storytelling and natural history. A graduate from the University of Leeds (1st class), and MA Wildlife filmmaking masters in partnership with the BBC, she is using her research skills and creative talents to produce cinematic and stylish wildlife documentaries that are entertaining and connect with audiences (from behavioral blue chip series, features, environmental/conservation stories to human - wildlife films). She is knowledgeable about the business and all areas of the industry including field directing (multi-shoot; long lens, GSS, drone, remotes, high speed, macro), shooting/camerawork, lighting, sound, editing, risk assessments, scheduling, grading, mixing, producing and scriptwriting. Her final student BAFTA nominated and award-winning wildlife film included actress Virginia McKenna and the Born free foundation, where she gained exclusive access to the largest ivory burn in Africa's history; and filmed the human-lion conflict in Meru National Park with Will Travers.




This is a short film I've made to practice manually focusing my camera on a handheld movements to make things more cinematic. While I've been away, I have learning and practicing the importance of camera movement in film. The movements in films are so important because they can create the mood of the film and give the viewer perspective on what their seeing



Screenshots from short film



Throughout my next section of work, I'm going to get better at cinematography and creating a story within all the videos that include the people in them and the surroundings. I'm going to do this by researching artists and film makers to get a grasp on how they individually get their ideas and inspiration






NATIONAL GEOGRAPHIC

4/11/24

These are some recent photos I've taken with the drone lent
From school

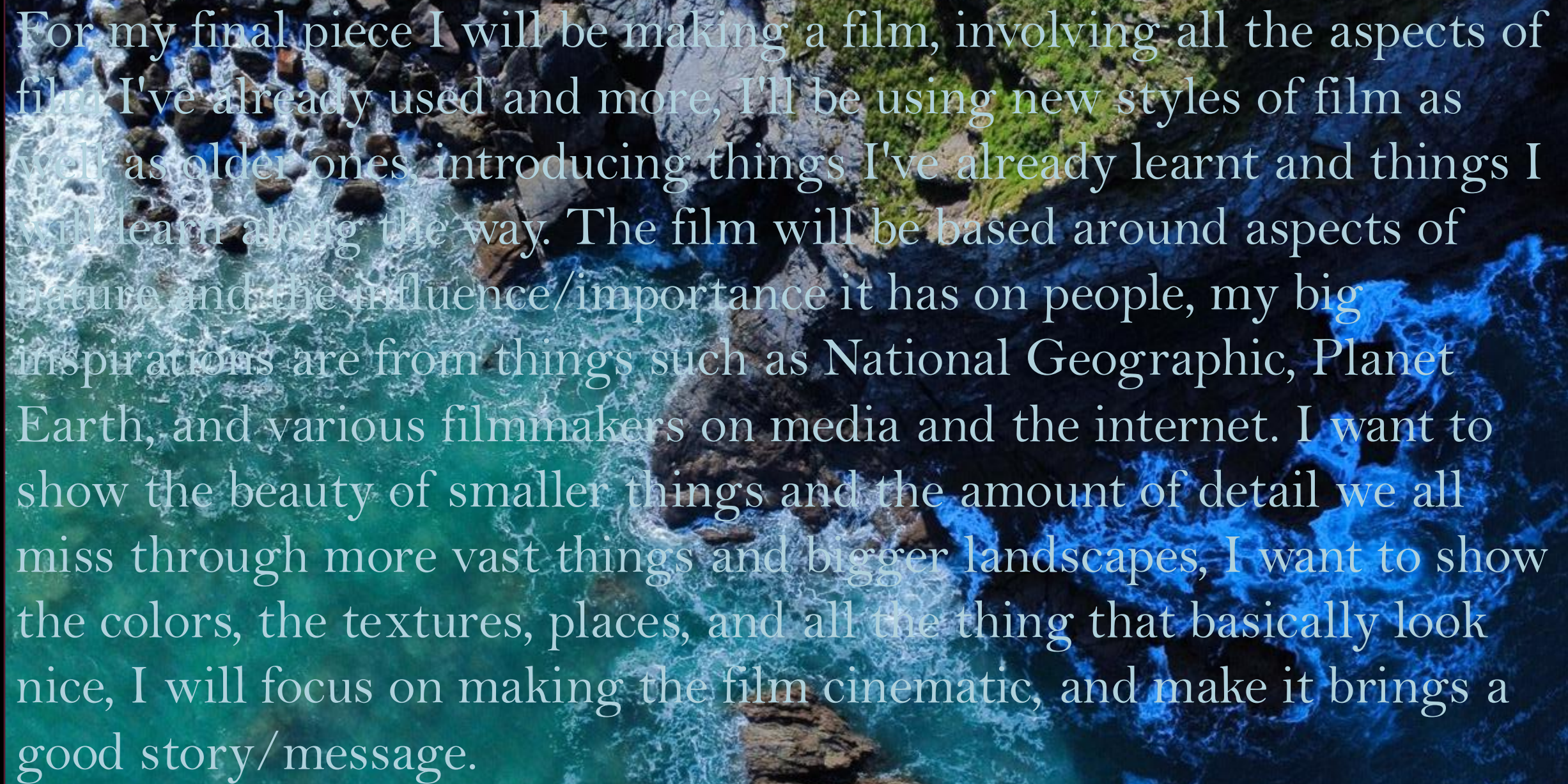


Exploring around the Cotswolds was very interesting as there were so many little villages and towns in creeks and forests







An aerial photograph of a river flowing over a rocky landscape. The water is a vibrant blue-green color, with white foam from the rapids. The rocks are dark and jagged, with patches of bright green moss or algae growing on them. The overall scene is dynamic and natural.

For my final piece I will be making a film, involving all the aspects of film I've already used and more, I'll be using new styles of film as well as older ones, introducing things I've already learnt and things I will learn along the way. The film will be based around aspects of nature and the influence/importance it has on people, my big inspirations are from things such as National Geographic, Planet Earth, and various filmmakers on media and the internet. I want to show the beauty of smaller things and the amount of detail we all miss through more vast things and bigger landscapes, I want to show the colors, the textures, places, and all the thing that basically look nice, I will focus on making the film cinematic, and make it brings a good story/message.



An aerial photograph of a circular stone ruin, possibly a castle or fortification, situated in a lush green field. The ruin is surrounded by concentric earthen rings, suggesting a defensive structure. The surrounding landscape is rolling and green, with some trees and a small building visible in the distance. The entire image is framed by a thick yellow border.

NATIONAL GEOGRAPHIC

NATIONAL MOUNTAIN FILM FESTIVAL

13/11/24

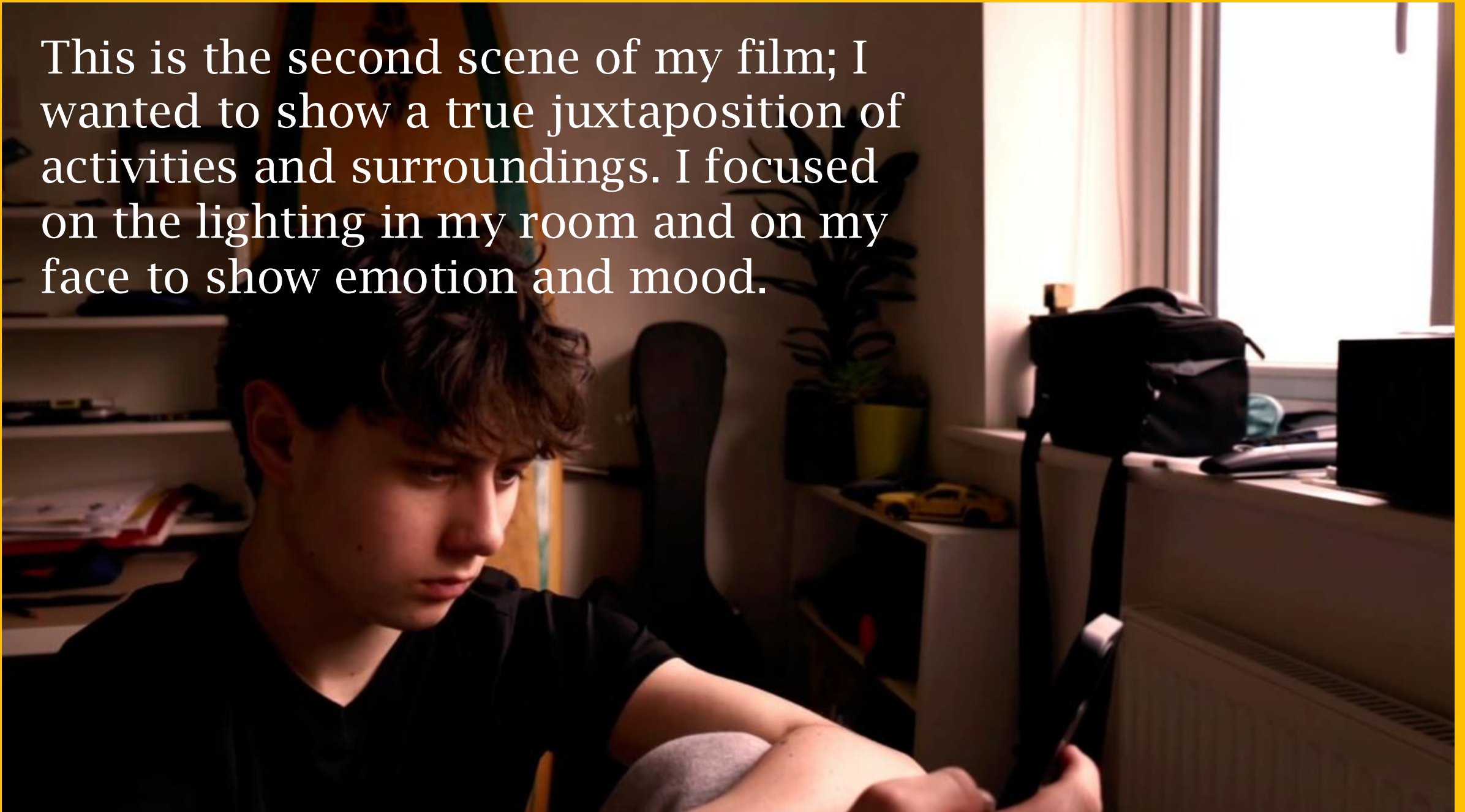
These are some posters, and magazine covers I've made using photos



On a weekend into London, I went up to the Horizon 22 building to capture the views of



This is the second scene of my film; I wanted to show a true juxtaposition of activities and surroundings. I focused on the lighting in my room and on my face to show emotion and mood.



Through these scenes my goal was to create scenes that show the beauty of nature and surroundings that people miss. I decided to set my camera up pointing at the sun to create a calm black silhouette with an f stop of 16 to make sure everything is in focus and keep a layered background



Like the scene before this I tried to capture these beautiful rolling hills and how the light gets so orange in the valley. I kept my camera setting the same in this scene to keep everything relatively in focus to give a true scale of the detail.



As I had only been using a drone for the last 24 hours I was still getting used to video settings and different motions, so in this shot a basically shot the drone up in the sky to about 80m above sea level, (being very careful) and tried to capture as much of the peninsula as I could, I had the frame rate quite high to keep the quality smooth and ramped the quality up to 4k for the extra cinematic feeling













